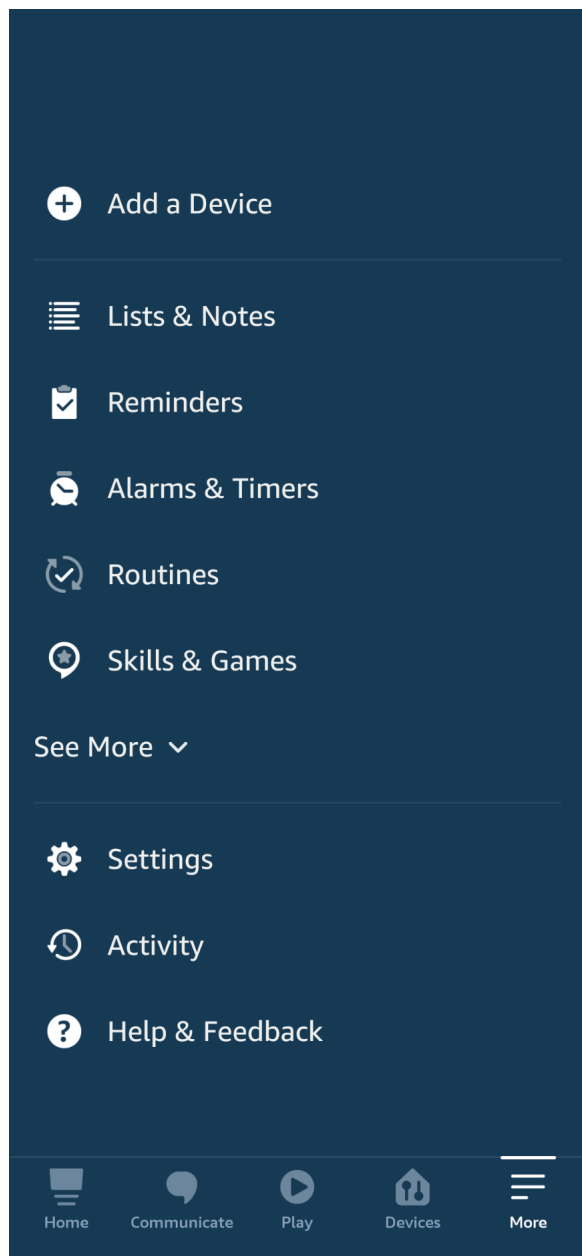


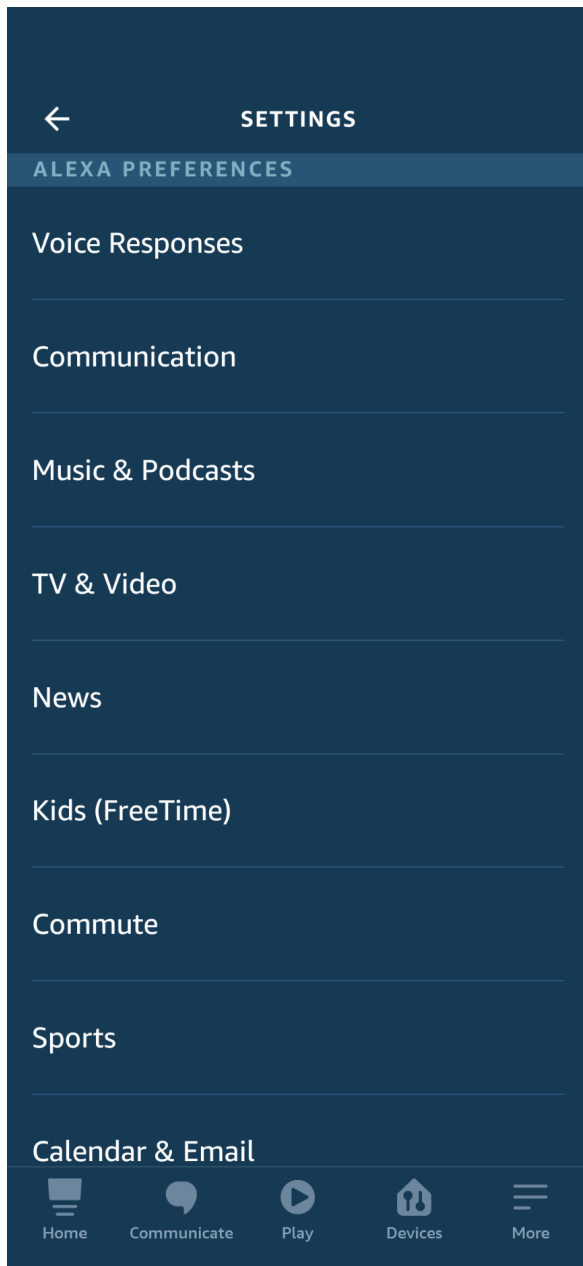
Add Alive Church to your Alexa Device!

Follow these steps to add the Flash Briefing to your Alexa Device:

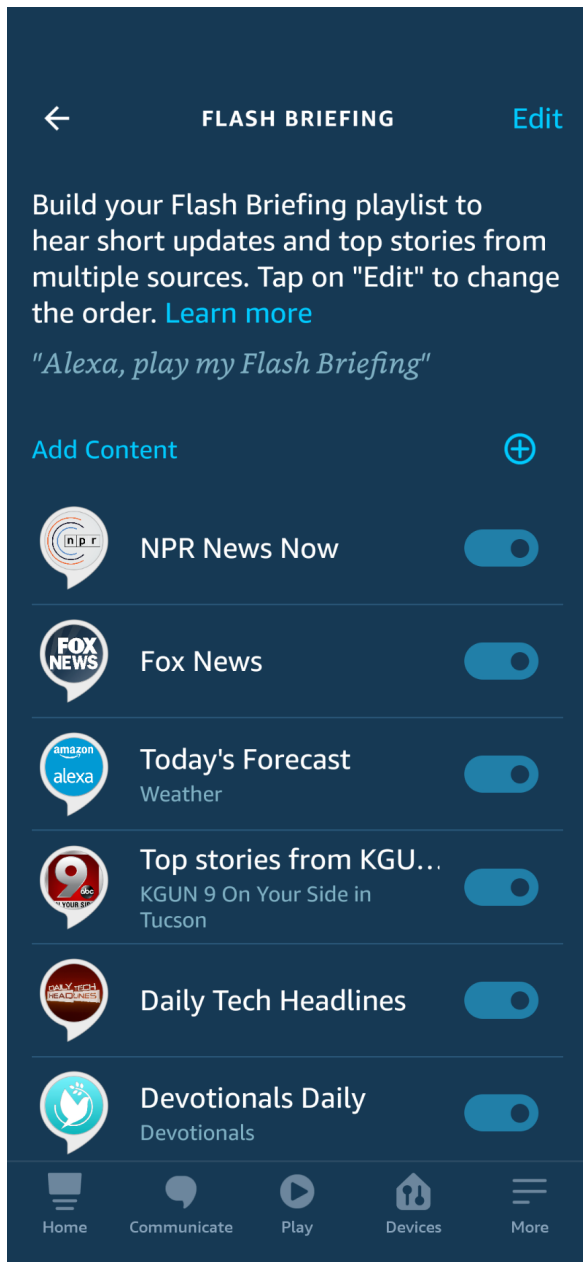
1. Open the Alexa mobile app and Select "**More >> Settings**" at the bottom of the screen.



2. Choose "**News**".



3. Click **Edit** Flash Briefing. Then press the **+** to add content.



4. Click **“Search”** and enter **“Alive Church”** to locate Alive Church.



SEARCH

Search

Keyword or skill name

alive church



alive church



Home



Communicate



Play



Devices



More

5. Add the Alive Church Skill.

Search

alive church

3,810 Results

Sort: [Relevance](#) ▾



Alive Church

"Alexa, play my Flash Briefing"

Lifestyle

★★★★★ 0



Alive or not

"Alexa ask Alive or not to tell me if Michael Jackson is dead or alive"

Games & Trivia

★★★★☆ 28



Dead or Alive

"Alexa Open dead or alive"

Games & Trivia

★★★★☆ 20



Church Alive International

"Alexa launch church alive"



Home



Communicate



Play



Devices



More

- When back on the Flash Briefing Skill page, you can hit "edit" and drag items to re-order the order they play on your Flash briefing.
- To play your Flash Briefing, say **"Alexa, Play my Flash Briefing"** to your Alexa device.